



- Big Size
- Easy Mounting
- High Resolution Up to 0,005 mm Resolution
- High Accuracy
- Spiral or Cable Option
- Measuring Lengths Up to 100 m
- Resistant to Humidity
- Sturdy Metal Case
- Protection Class IP67

MLS210 reader sensors can be used with all magnetic tape and profile systems but we suggest you with PS1 profile system or PS3 profile system for the best harmony. The reader sensor glides contactless over the profile with gap up to 0,1 – 2 mm. MLS210 reader sensor both slide / slideless models and spiral / pure cable models are available.

Applications:

- Machining Centers
- PVC Cutting Machines
- Wood Cutting Machines
- Lathes, Milling, Drilling, Grinding Machines
- Sheet Metal Working Machines
- Marble Machines
- Welding Machines
- Bending Machines
- Electrical Discharge Machines
- Robotics / Material Handling
- Glass Working Machinery etc...

Technical Specifications	
Resolution	5µm, 10µm, 25µm, 50µm, 62.5µm, 80µm, 100µm (or on request)
Output Signal Type	Push-Pull or TTL RS422 Line Driver
Output Signals	A, /A, B, /B, Z, /Z
Current	Maximum 40 mA per Channel
Power Supply	10..30 VDC or 5 VDC
Housing Material	Aluminum
Gap Between Tape and Sensor	0,1 mm to 2 mm
Travel Velocity	3 m/s
Repeatability	± 1 Pulse
Operating Temperature Range	-25 to +85°
Protection Class	IP67

Order Specifications

Magnetic Tape

B5
B2
B1

Power Supply and Output

TTL : 5VDC ± %5 Power Supply,
5 VDC TTL RS422 Line Driver Output
PP : 24 VDC ± %20 Power Supply,
24 VDC Push-Pull Output
HTL : 24 VDC ± %20 Power Supply,
5 VDC TTL RS422 Line Driver Output

Cable Length

3M : 3 Meters
5M : 5 Meters
8M : 8 Meters
10M: 10 Meters
* Optional between 3 to 20 Meters

MLS120 - X X - X X - X X X - X - X X - X X - X X X

Model

Resolution

01 : 1µm | 05 : 5µm
10 : 10µm | 25 : 25µm
62 : 62,5µm | 80 : 80µm
100: 100µm

Signal Output Type

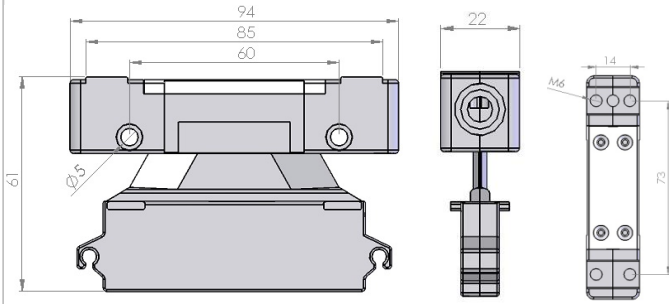
2 : A, B | 3 : A, B, Z
4 : A, /A, B, /B | 6 : A, /A, B, /B, Z, /Z
Optional: One Reference Z Signal

Cable Type

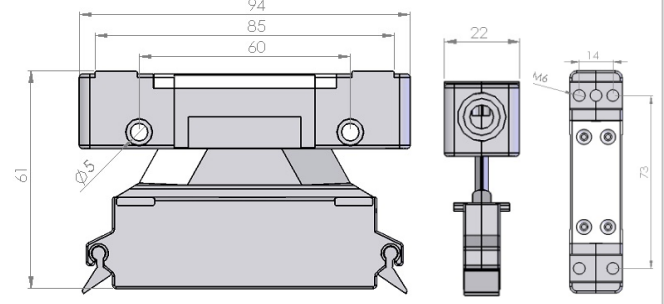
C : Pure Cable
S : Shielded Spiral
CSL : Cable and with Slider
SSL : Spiral and with Slider



Mechanical Dimension

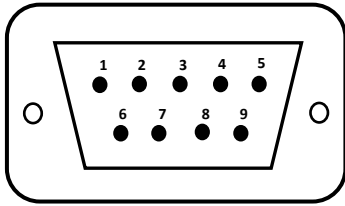


No Slider



With Slider

Pin Connections



Pin Number	Cable Colour	Signal
1	Yellow	A
2	White	/B
3	Red	POWER SUPPLY
4	Black	0 V
5	Blue	/A
6	Green	B
7	Grey	/Z
8	Pink	Z
9	Shield	GROUND

Suggesting Profile Systems That Can Be Used With MLS 210 Reader Sensor:

- PS1 Profile System
- PS3 Profile System

